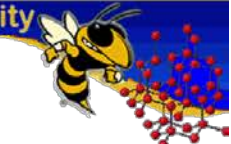


Lecture 6

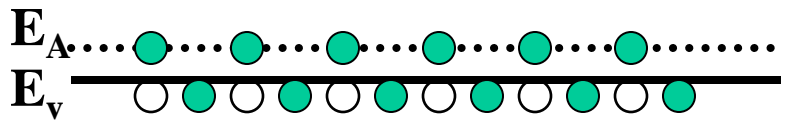
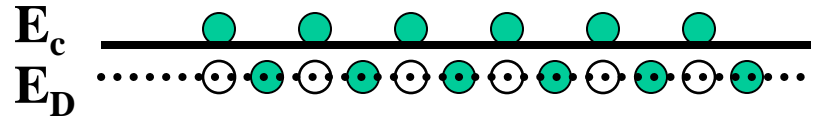
Partial Ionization, Intrinsic Energy and Parameter Relationships

Reading:

(Cont'd) Pierret 2.5-2.6



Partial Ionization Case



$$N_A^- = \frac{N_A}{1 + g_A e^{(E_A - E_f)/kT}}$$

$$N_D^+ = \frac{N_D}{1 + g_D e^{(E_f - E_D)/kT}}$$

$g_A = 4$ for Si, GaAs, Ge and most semiconductors

$g_D = 2$ for Si, GaAs, Ge and most semiconductors

For 10^{14} cm^{-3} B in Si:

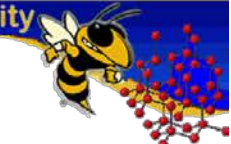
$$N_A^- = 0.9998 N_A$$

For 10^{17} cm^{-3} P in Si:

$$N_D^+ = 0.94 N_D$$

For 10^{17} cm^{-3} B in Si:

$$N_A^- = 0.88 N_A$$



Charge Neutrality

Partial Ionization Case

$$(p - N_A^-) = (n - N_d^+)$$

$$p - \frac{N_A}{1 + g_A e^{(E_A - E_f)/kT}} = n - \frac{N_D}{1 + g_D e^{(E_f - E_D)/kT}}$$

$$N_v e^{(E_v - E_f)/kT} - \frac{N_A}{1 + g_A e^{(E_A - E_f)/kT}} = \dots$$

$$\dots N_c e^{(E_f - E_c)/kT} - \frac{N_D}{1 + g_D e^{(E_f - E_D)/kT}}$$



Charge Neutrality

Partial Ionization and Non-Degenerate Case

A	B	C	D	E	F	G	H	I	J	K	L	M	N	O	P	
1																
2	Constants and Information Given															
3	Ec=	1.12														
4	Ev=	0														
5	Nd=	1.00E+17														
6	gd=	2	Spin of either state or no electron													
7	Ed=	1.066	eV above Ev = (Ec-Eb)													
8	Na=	9.50E+16														
9	ga=	4	Spin of either state, no electron 2valence bands													
10	Ea=	0.072	eV above Ev													
11	Ef=	0.893168193	<--- This is what you guesstimate													
12	Nc=	3.19568E+19														
13	Nv=	1.81747E+19														
14	me=	1.18														
15	mh=	0.81														
16	Mc=	1	equivalent minima in conduction band													
17	eps_par=	11.9														
18	eps_per=	11.9														
19	kT=	0.025740283														
20	h=	6.63E-34														
21	ni=	8.582E+09														
22	T=	25	C													
23	Current Solution based on Ef above															
24	Ef=	Free Holes=	Ionized Acceptors=	free electrons=	Ionized Donors=	Left Side=	Right Side =	Left-Right=								
25	0.893168	1.548E+04	9.500E+16	4.758E+15	9.976E+16	-9.500E+16	-9.500E+16	-1.840E+03								
26																
27	History of Guesses						Residual (should Ideally equal 0)									
28	Ef=	Free Holes=	Ionized Acceptors=	free electrons=	Ionized Donors=	Left Side=	Right Side =	Left-Right=	Comment							
29	a	0.56	6472203525	9.5E+16	11380141139	1E+17	-9.5E+16	-1.00E+17	5.00E+15	Initial Guess ~ midgap						
30	b	0.84	122136.1059	9.5E+16	6.03E+14	9.99693E+16	-9.5E+16	-9.94E+16	4.3662E+15	residual reduced no sign change (headed right direction)						
31	c	0.98	530.5667389	9.5E+16	1.39E+17	9.33883E+16	-9.5E+16	4.54E+16	-1.40434E+17	residual increased and sign flip (too high)						
32	d	0.9	11871.72321	9.5E+16	6.20E+15	9.96846E+16	-9.5E+16	-9.35E+16	-1.51962E+15	residual decreased and sign flip from b (still too high)						
33	e	0.87	38078.41965	9.5E+16	1.93429E+15	9.99015E+16	-9.5E+16	-9.7967E+16	2.96716E+15	residual increased sign change from d (d was closer)						
34	f	0.89	17507.95736	9.5E+16	4.20692E+15	9.97859E+16	-9.5E+16	-9.5579E+16	5.78989E+14	residual decreased same sign as e (closer and right direction)						
35	g	0.895	14416.99081	9.5E+16	5.10887E+15	9.97401E+16	-9.5E+16	-9.4631E+16	-3.68745E+14	residual decreased sign changed (closer but overshoot the answer)						
36	h	0.893168	15480.36452	9.5E+16	4.75794E+15	9.97579E+16	-9.5E+16	-9.5E+16	-1840 Answer to several decimal places (g, two is sufficient ~0.89 eV)						
37																
Rho vs e and Si F0.5(Ef-Ec) F0.5(Ev-Ef) ni vs T Ni vs T for Si GaN and GaAs																

Charge Neutrality

Partial Ionization and Degenerate Case

$$n = \frac{m_n^* \sqrt{2m_n^*} (kT)^{3/2}}{\pi^2 \hbar^3} \int_0^\infty \frac{\eta^{1/2}}{1 + e^{(\eta - \eta_c)}} d\eta$$

This is known as the Fermi-dirac integral of order 1/2 or, $F_{1/2}(\eta_c)$

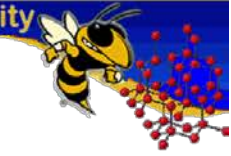
$$(p - N_A^-) = (n - N_D^+)$$

$$p - \frac{N_A}{1 + g_A e^{(E_A - E_f)/kT}} = n - \frac{N_D}{1 + g_D e^{(E_f - E_D)/kT}}$$

$$N_v \frac{2}{\sqrt{\pi}} F_{1/2}(\eta_v) - \frac{N_A}{1 + g_A e^{(E_A - E_f)/kT}} = \dots$$

$$\dots N_c \frac{2}{\sqrt{\pi}} F_{1/2}(\eta_c) - \frac{N_D}{1 + g_D e^{(E_f - E_D)/kT}}$$

where $\eta_v = (E_v - E_f) / kT$



What are the Degeneracy Factors

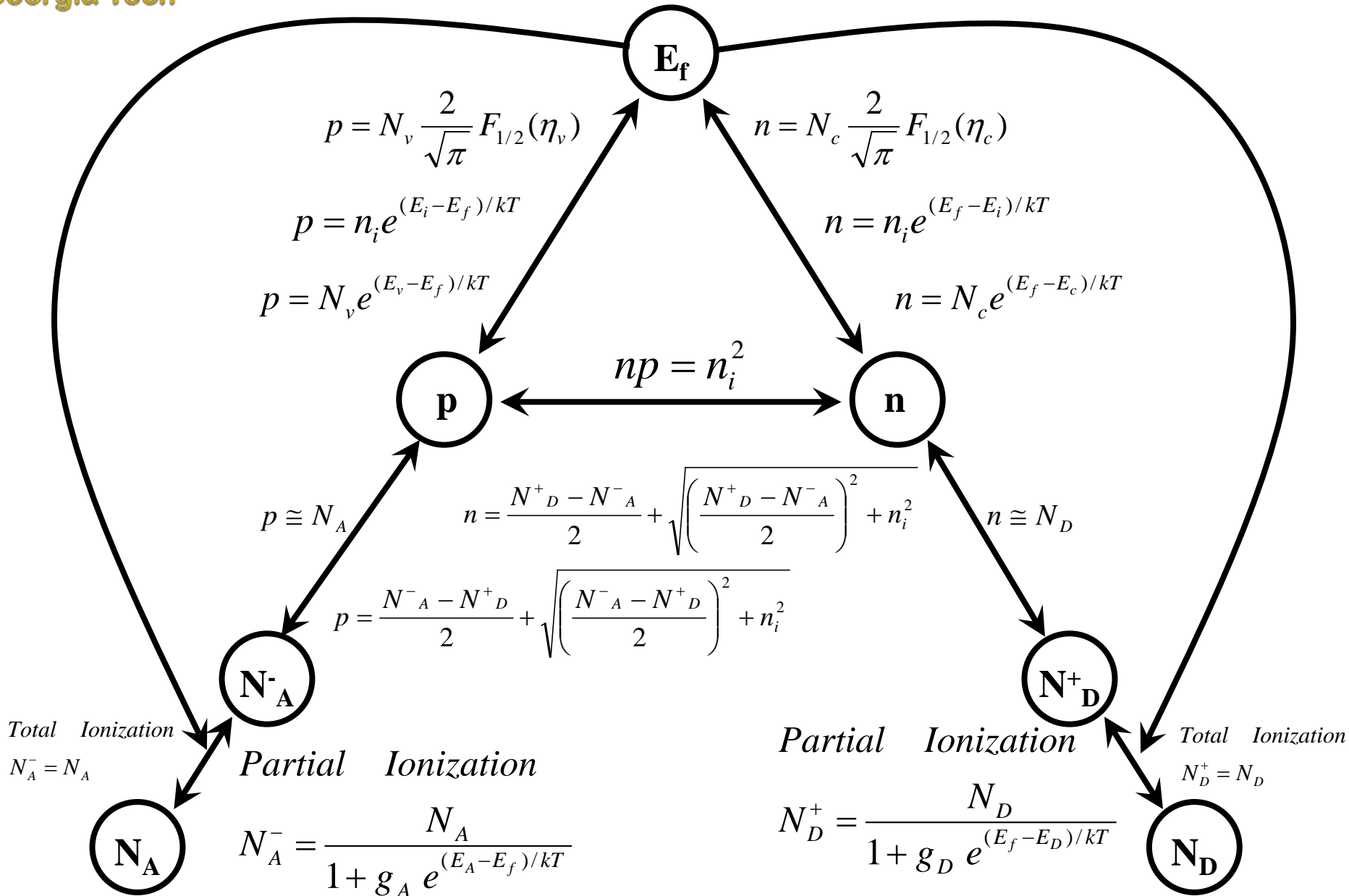
The degeneracy factors account for the possibility of electrons with different spin, occupying the same energy level (I.E. a true statement of the Pauli Exclusion principle is that no electron with the same quantum numbers (energy and spin) can occupy the same state).

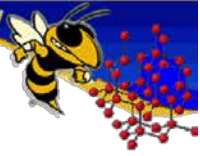
g_D is then =2 in most semiconductors.

g_A is 4 due to the above reason combined with the fact that there are actually 2 valence bands in most semiconductors. Thus, 2 spins x 2 valence bands makes $g_A=4$



Relationships between Parameters






Where is E_i ?

Since we started with descriptions of intrinsic materials then it makes sense to reference energies from the intrinsic energy, E_i .

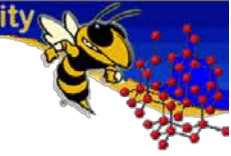
Intrinsic Material:

$$n = N_c e^{(E_f - E_c)/kT} = N_v e^{(E_v - E_f)/kT} = p$$

$$N_c e^{(E_i - E_c)/kT} = N_v e^{(E_v - E_i)/kT}$$



$$E_i = \frac{E_c + E_v}{2} + \frac{kT}{2} \ln\left(\frac{N_v}{N_c}\right)$$




Where is E_i ?

Intrinsic Material:

But,

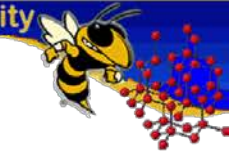
$$\frac{N_v}{N_c} = \left(\frac{m_p^*}{m_n^*} \right)^{3/2}$$



$$E_i = \underbrace{\frac{E_c + E_v}{2}} + \underbrace{\frac{3kT}{4} \ln \left(\frac{m_p^*}{m_n^*} \right)}$$

Letting $E_v=0$, this is $E_g / 2$ or “Midgap” **-0.007 eV for Si @ 300K**
(0.6% of E_G)

$$E_i = \frac{E_g}{2} + \frac{3kT}{4} \ln \left(\frac{m_p^*}{m_n^*} \right)$$




Where is E_i ?


Extrinsic Material:

$$n = n_i e^{(E_f - E_i)/kT}$$

$$p = n_i e^{(E_i - E_f)/kT}$$



Solving for $(E_f - E_i)$



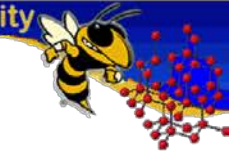
$$E_f - E_i = kT \ln\left(\frac{n}{n_i}\right) = -kT \ln\left(\frac{p}{n_i}\right)$$

or for $N_D \gg N_A$ and $N_D \gg n_i$

$$E_f - E_i = kT \ln\left(\frac{N_D}{n_i}\right)$$

or for $N_A \gg N_D$ and $N_A \gg n_i$

$$E_f - E_i = -kT \ln\left(\frac{N_A}{n_i}\right)$$



Where is E_i ?

Extrinsic Material:

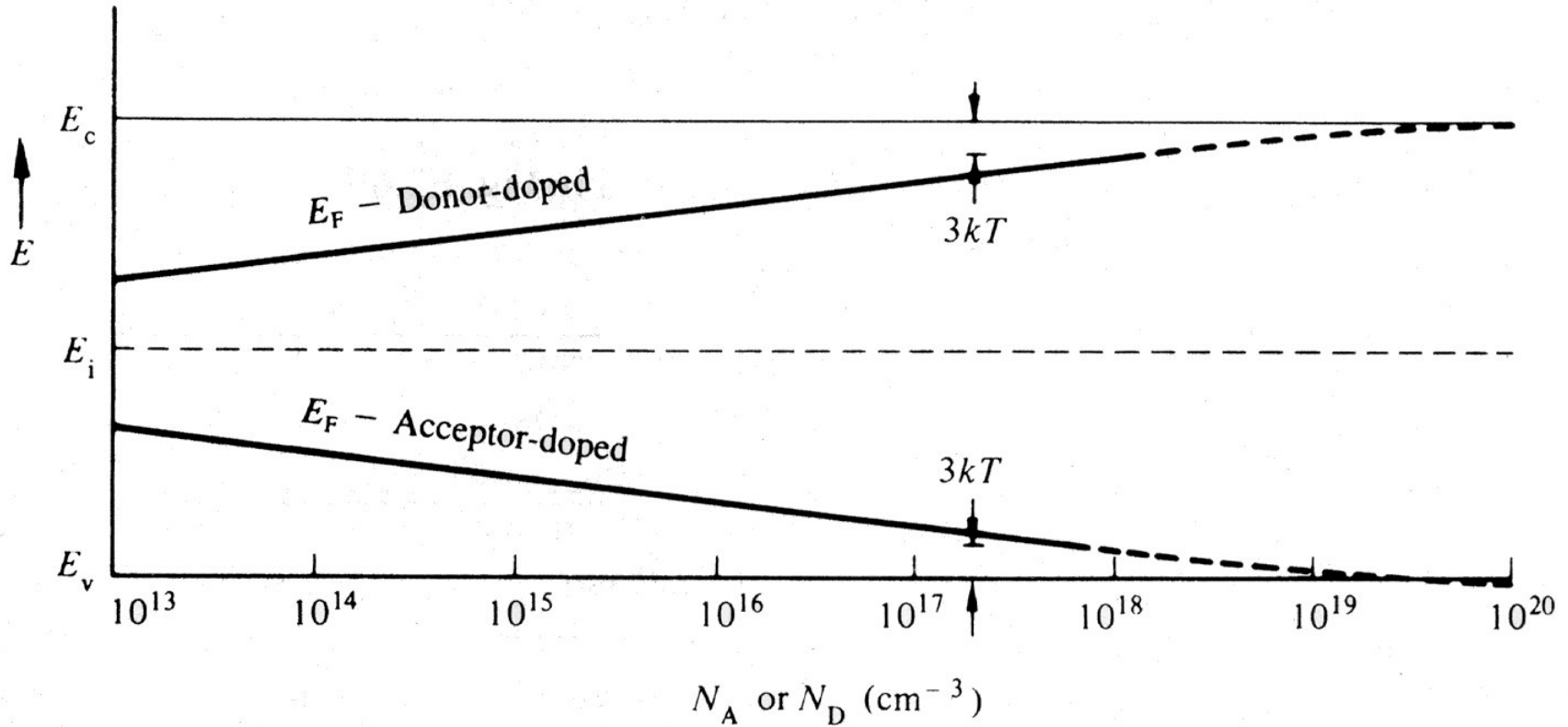


Figure 2.21 Fermi level positioning in Si at 300 K as a function of the doping concentration. The solid E_F lines were established using Eq. (2.38a) for donor-doped material and Eq. (2.38b) for acceptor-doped material ($kT = 0.0259$ eV, and $n_i = 10^{10}/\text{cm}^3$).

Note: The fermi-level is pictured here for 2 separate cases: acceptor and donor doped.